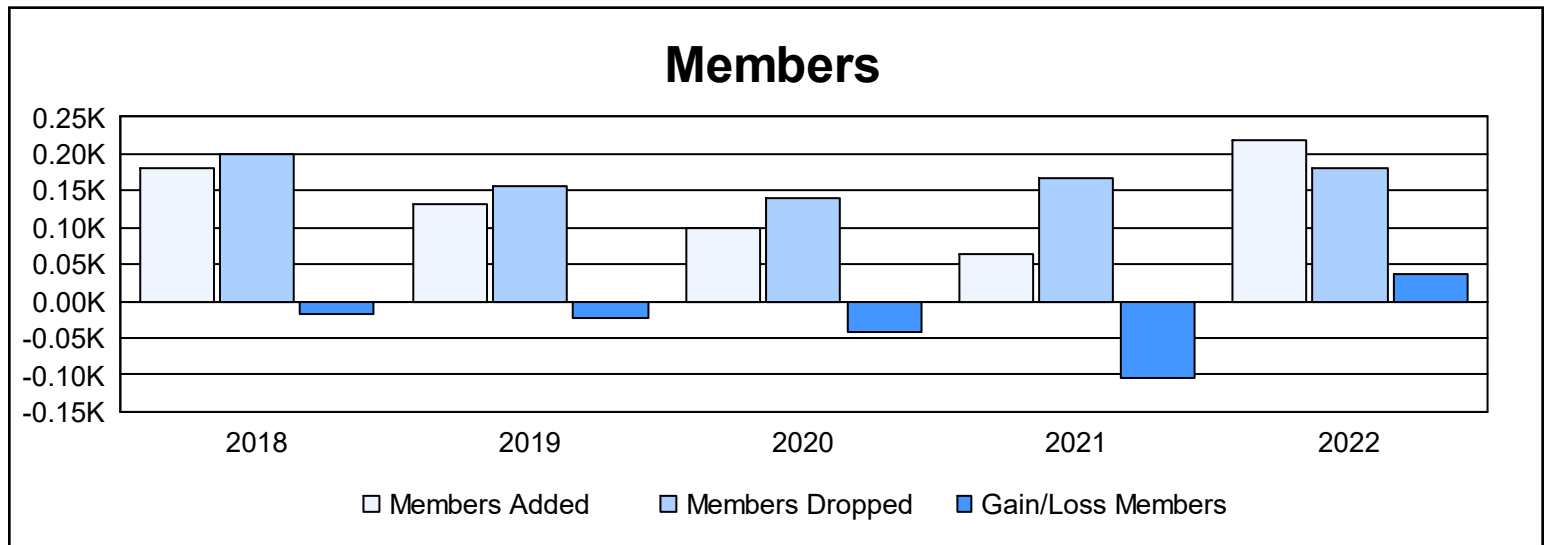
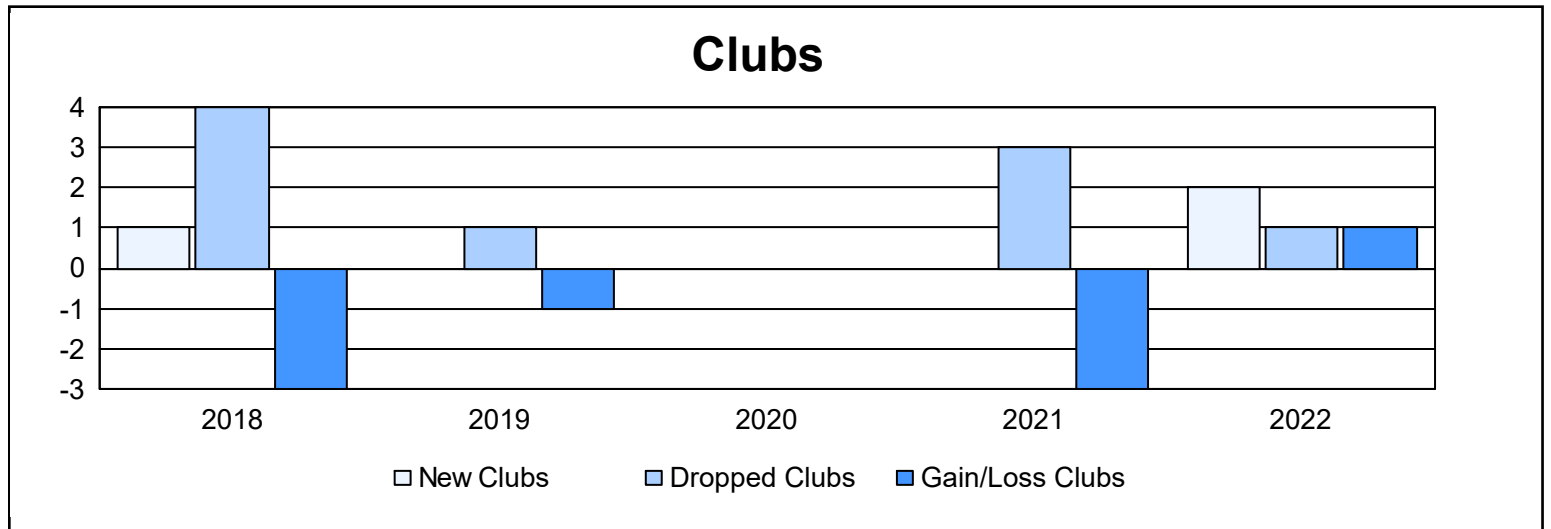
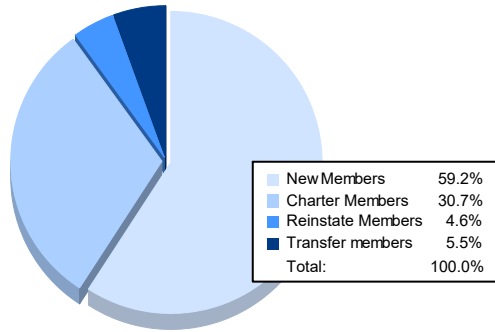


Year	New Clubs	Dropped Clubs	Gain/ Loss Clubs	New Members	Charter Members	Reinstate Members	Transfer Members	Total Member Added	Total Members Dropped	Gain/ Loss Members
2017-2018	1	4	-3	146	23	3	10	182	200	-18
2018-2019	0	1	-1	104	6	1	20	131	155	-24
2019-2020	0	0	0	79	8	7	5	99	140	-41
2020-2021	0	3	-3	44	1	4	14	63	168	-105
2021-2022	2	1	1	129	67	10	12	218	181	37
<b>Average</b>	<b>1</b>	<b>2</b>	<b>-1</b>	<b>100</b>	<b>21</b>	<b>5</b>	<b>12</b>	<b>139</b>	<b>169</b>	<b>-30</b>



### Membership Composition June 2022 Cumulative



### Gender Composition June 2022 Cumulative

